



By Mr. Steve BUTCHER, President of the Men's Technical Committee 17 March 2014

The FIG MTC has made the following interpretations, text corrections, and decisions regarding the MAG Code of Points for this cycle at the 2013 World Championships and subsequent MTC meetings. The information below is separated into three distinct sections.

I. NEW ELEMENT NAMES RECOGNIZED:

The FIG MTC confirms the names for the following elements performed at the 2013 World Championships or earlier for the FIG Code of Points. All new elements presented in the following videos may contain execution deductions, but were all recognized for value by the D-Jury.



Denotes YouTube video link

FLOOR EXERCISE

SHIRAI - NGUYEN

- Any Salto Backward with 4/1 t.
- **F value (Element Group III)**
- *First performed by Kenzo SHIRAI (JPN) and Tuan Dat NGUYEN (VIE) at the 2013 World Championships*
- Already listed in the Code of Points, Element III.36
- Note: Never performed previously in a major international competition



SHIRAI 2

- Any Salto Forward with 3/1 t.
- **F value (Element Group II)**
- *First performed by Kenzo SHIRAI (JPN) at the 2013 World Championships*
- Already listed in the Code of Points, Element II.48
- Note: Never performed previously in a major international competition






POMMEL HORSE

STEPANYAN

- Double Scissor Forward with Travel Sideways through Handstand
- **C value (Element Group I) Element I.3**
- *First performed by Vahagn STEPANYAN (ARM) at the 2013 World Championships*



NIN REYES


- Cross Travel Forward 3/3 with 1/2 Spindle from One Pommel over the other Pommel
- **D value (Element Group III) Element III.34**
- Reminder: A maximum of two (3/3) cross support travels (forwards and/or backwards) in EGIII can be performed in an exercise for value.
- *First performed by Audrys NIN REYES (DOM) at the 2013 World Championships*



RINGS

ZAHRAN


- Through hanging scale rearways (no hold required) pull with straight body through cross to inverted swallow (2 sec.)
- **F value (Element Group IV) IV.42**
- Note: Any support position shown in transition between parts will be deducted and could lead to non-recognition of the element.
- *First performed by Ali Ramadan Abuolkassem ZAHRAN (EGY) at the 2013 World Championships*





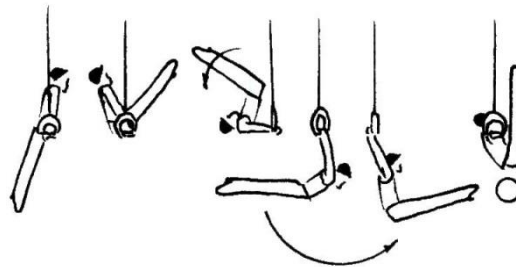
ZANETTI

- From Hanging Scale Rearways Press to Support Scale (2 sec.)
- **F value (Element Group IV)**
- Same box as Element IV.72
- Note: Elements shown with the word “from” means the previous element must be held for value. In this case a hanging scale rearways must be held for value (“A” value).
- *First performed by Arthur ZANETTI (BRA) at the 2013 World Championships*



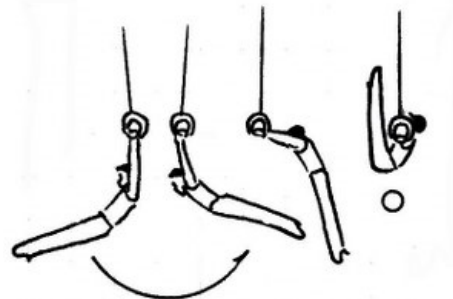
TSUKAHARA

- Li Ning 2 to V Cross (2 sec)
- **E value (Element Group III)** Element III.17 (*prohibited for Juniors*)
- *First performed by Naoya TSUKAHARA (AUS) at the 2013 World Championships*



KATO

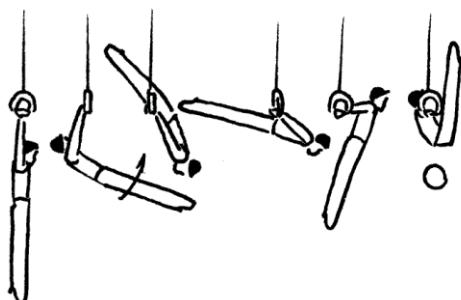
- Back Up rise to V Cross (2 sec.)
- **D value (Element Group III)** Element III.82
- *First performed by Ryohei KATO (JPN) at the 2013 World Championships*






TAY

- Roll backward slowly with straight arms and body to V Cross (2 sec.)
- **E Value (Element Group IV)** Element IV.35
- *First performed by Wei An Terry TAY (SIN) at the 2013 World Championships*



BALANDIN 3

- From Hang vertical pull-up with straight arms through Swallow to Support Scale (2 sec.)
- **E value (Element Group IV)**
- Same box as IV.53
- *First performed by Aleksandr BALANDIN (RUS) at the 2013 European Championships*



VAULT

SHIRAI - KIM Hee Hoon

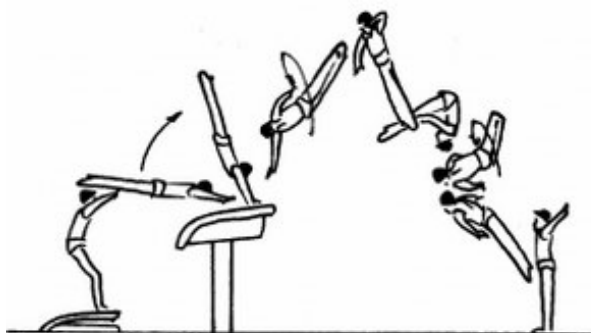
- Yurchenko Stretched 3/1
- **Value 6.0 (Element Group III, new vault #326)**
- *First performed by Kenzo SHIRAI (JPN) & KIM Hee Hoon (KOR) at the 2013 World Championships*





ARICAN

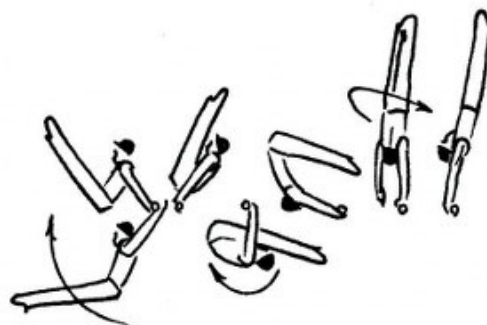
- Handspring Forward 1/1 twist and Salto Forward Piked 1/2 twist
- **Value 5.2 (Element Group I, new vault #127)**
- *First performed by Ferhat ARICAN (TUR) at the 2013 European Championships*



HORIZONTAL BAR

LIKHOVITSKIY

- Koste 1/2 turn to elgrip
- **D value (Element Group IV) Element IV.46**
- *First performed by Andrey LIKHOVITSKIY (BLR) at the 2013 European Championships*



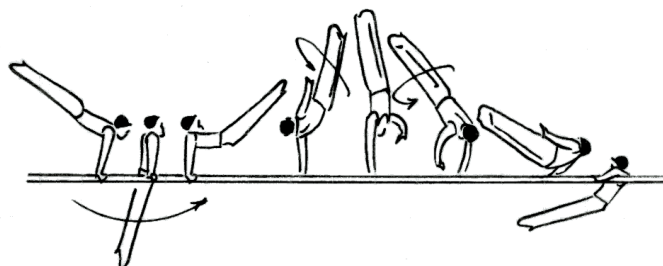


Element Names: (granted retroactively)

PARALLEL BARS

SALAZAR

- Diamidov and 1/2 turn to Upper Arms
- **C value (Element Group I)** Element I.15
- *First performed by Manuel SALAZAR (MEX) at 2003 World Championships*



HORIZONTAL BAR

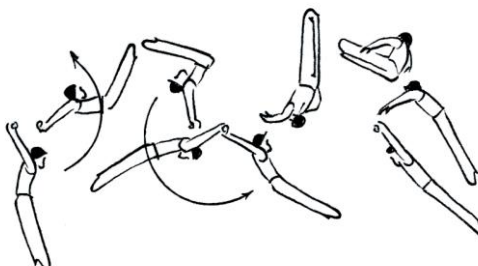
MARAS

- Gaylord with 1/2 turn Piked
- **F Value (Element Group II)**
- Already listed in the Code of Points, Element II.60
- Note: Never performed previously in a major international competition
- *First performed by Vlasios MARAS (GRE) at 2006 European Championships*



SAPRONENKO

- Gienger from Czech Giant Swing
- **C Value (Element Group II)**
- Same box as II.69 (Gienger)
- *First performed by Yevgeny Sapronenko (LAT) at the 1997 World Championships*





II. RULES INTERPRETATIONS & CODE TEXT CORRECTIONS (Effective Immediately)

General

Landings & Dismounts on the Feet without Deduction


For safety reasons a gymnast may land or dismount with their feet apart (enough to properly join their heels together) upon landing from any salto. The gymnast must complete the landing by bringing his heels together without lifting and moving the front of his feet. This is done by raising the heels off the mat and joining them together without lifting the front of the feet. The arms must also be in complete control with no unnecessary swings.

Action (without steps, hops, or arm swings)	Result
Landing with feet slightly apart and gymnast lifts heels and joins both heels together without lifting and moving the front of his feet	No deduction
Landing with feet slightly apart or less than shoulder width apart and gymnast picks up a foot moving both feet together, OR does not join both feet together by lifting only the heels	0.1 deduction for landing with feet apart
Landing with feet more than shoulder width apart, AND gymnast picks up one foot moving both feet together, OR does not join both feet together	0.3 deduction for landing with feet apart

Note:

- All other execution deductions (those while in the flight phase of a salto or for lack of extension before landing) must always be considered in addition to the landing requirements noted above.

Floor Exercise

- Endo roll piked to handstand (2 sec.), Element: I.45, may straddle the legs without deduction to reach the handstand position in the final phase of the element
- EGIV Elements 37-51 require a sideward landing for element group and value recognition.
- Any salto sideways with 1/1 turn (Element: IV. 51)= C value
Add to text: Jump bwd. straddle & ¼ turn, 1/1 t., sideways landing. A straddle position is required before the 1/1 for this to be recognized in Element Group IV. No additional twists may be added for greater difficulty, for the safety of the gymnasts. This video demonstrates the element expectation without deduction. 
- Elements 1-48 on pages 41-42 are considered to be strength elements, except:
 - Element I.19 - Handstand (2 sec)
 - Element I.31 - 1/2 or 1/1 turn in handstand or to handstand
See also Article 10.2.2 5g



Pommel Horse

- Element II.26, Change text to “Side support, 1/2 spindle”
- Element IV.31, Add to text “from side support using 1 or 2 pommels”
- Element IV.65, Change text to “1080 Russian Wendeswing or more on 1 pommel or between the pommels”
- Element IV.26 Reverse Stockli (B value) - add to text “180° or 270° turn in one circle”
- Element V.1 Change text to “Schwabenflank to Wende (from circle or flair)”
- In flair or circle to handstand elements and returning to flairs or circles (or support), execution deductions for strength and/or hesitation must be considered on the rise to the handstand, within the pirouette, the lower from the handstand, and the extension of the flairs or circles upon completion of the element. This video demonstrates the expectation for these types of elements without deduction.



- Page 58 Article 11.2.2k
Clarification to the Code of Points - A maximum of two Russian Wendeswings are permitted within an exercise, including the dismount (the D-jury must count the dismount first, then chronologically from the beginning of the exercise). Excluded from this rule are combined elements which include Russian Wendeswings on one pommel when in combination with circle(s) and/or Stöckli(s), Roth, and Wu Guonian; in addition 180° Russian Wendeswing over both pommels (IV.69), Tong Fei type elements (IV.33, IV.34), and Kroll are also excluded from this rule. All of these special Russian Wendeswings with travels, generally from one side of the horse to the other, are the only exceptions to the rule of maximum two Russian Wendeswings per exercise.
- A Wu Guonian requires a minimum 360° of body turn to be completed with one or two hands between the pommels. See examples of correct execution: (Wu Guonian and Reverse Wu Guonian respectively). Note: there are other styles for completing these two elements (with and without the pommels) not shown in these videos. The videos are shown in regular and in slow motion (with stops) to help see the positions of each Russian Wendeswing.



- Element II.29, any side support 1/1 spindle with hand support to the other side and return (max. 2 circles or flairs). This video demonstrates correct execution of the element added to the Code of Points for this cycle.





- Repeating of a PH dismount for value, examples: (for better clarification)

Example 1

Action	Gymnast	D Jury evaluation	E Jury evaluation
Stockli to Handstand 270° t. 3/3 dismount attempt	Falls while attempting the handstand	No value or EGV	-1.0 and any deductions prior to the action of falling
Repeated Stockli to Hdstd. 270° t. 3/3 dismount within 30 sec.	Successfully repeats St. Handstand 270° t. 3/3 with no deductions	D value (0.4) and +0.5 EGV	-0.0

Example 2


Action	Gymnast	D Jury evaluation	E Jury evaluation
Stockli to Handstand 450° t. 3/3 dismount attempt	Lowers legs with large deviation then completes dismount	No value or EGV	-0.5 (lowering legs) and any aesthetic deductions
Repeated Stockli to Hdstd. 450° t. 3/3 dismount within 30 sec.	Successfully repeats St. Handstand 450° t. 3/3 with -0.0 deduction	E value (0.5) and +0.5 EGV	The -0.5 (lowering legs) must be changed to -1.0 (total) for a fall.

Example 3

Action	Gymnast	D Jury	E Jury
Russian 1080° Dismount attempt	Falls at 900° (attempting 1080°)	Receives C value (0.3) in EGIV, if not 3 rd Russian, and no dismount EGV	-1.0 and any deductions prior to the action of falling
Repeated Russian 1080° Dismount within 30 seconds	Successfully repeats Russian 1080° dismount with -0.1 leg separation	D value (0.4) and +0.5 EGV	-0.1 for leg separation

In Example 3, the judge cannot always determine if the first Russians are a dismount attempt.

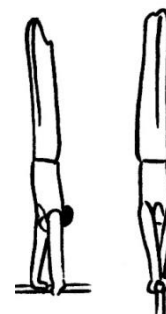
Rings

- All V hold positions (2 sec.) must be performed with legs vertical. This is the same as the requirement for Floor Exercise. This video demonstrates the correct final position. 
- An exercise must start in a hang position with arms vertical and straight. The gymnast may NOT bend their arms in moving to the first position unless specifically needed for element completion. Example: Cast up and underswing backward may be started with bent arms.
- During an exercise, a gymnast may only bend their arms during a transition between elements when necessary to properly perform the next element.
- Add to Article 12.2.2 #2 at the bottom:
This swing element of at least a B value does not have to be among the 10 best or top 4 counting in an element group for recognition.




Parallel Bars

- Basket to One Rail Handstand (Chiarlo):
This element must be executed to a handstand on one bar (1 sec. hold) with hands slightly apart. A slight deviation of the shoulders/body is permitted because of the unnatural hand position. Deductions will be taken for excessive hand separation and/or body deviation; this could potentially lead to non-recognition of the difficulty. The gymnast in this video would receive the D-jury element value, with E-jury deductions of -0.3 for short time and -0.1 for excessive hand separation, plus any visible body position deductions determined by E-jury judges.



- Double salto bwd. ½ t. tucked or Salto bwd. ½ t. fwd. salto tucked = D value (V.40)
Note: Never performed at a major international competition, but coaches requested a value.



III. NEW RULES (Effective 20 September 2014)

General:

- Touching the apparatus or floor (from Article 9.4 of the Code of Points - E-jury deductions) - change the deduction from -0.3 to -0.1 for touching with legs or feet. Touching with the hands remains as a -0.3 deduction. Some Examples of -0.1: touching feet on the floor in a long hang swing on PB or touching the PH with feet while performing circles. Note: The -0.5 deduction for hitting the apparatus remains in effect.

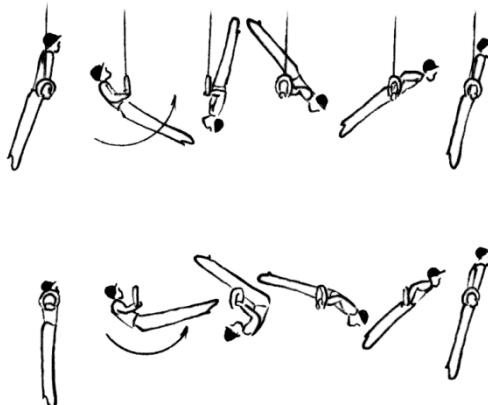
Pommel Horse

- All scissors to handstand require the legs to close, or an E-Jury deduction of -0.1 or -0.3 will be applied.
- Only two scissors to handstand in an exercise are permitted for difficulty value. This rule is to prevent the apparatus from losing its foundation of circling elements.
- Only two handstands from circles or flairs (also with return to leg swings, scissors, circles, or flairs) are permitted during an exercise. A handstand dismount may also be performed, in addition to the maximum of two handstand elements from circles or flairs. This rule is also to prevent the apparatus from losing its foundation of circling elements.



Rings

- Only two cross type elements (regular, L cross, or V cross) are permitted in an exercise for difficulty value. A third in chronological order will not be recognized.
- Only two Planche type elements (Support Scale or Support Scale straddled) are permitted in an exercise for difficulty value. A third in chronological order will not be recognized.
- For the hold of a non-listed part for 2 seconds or more, deduct -0.1 each time. Examples include: holds (2 sec) of inverted hang, inverted pike, and dorsal hang.
- Element I.74 - this is the new pictogram for this element (below). Notice in the new second illustration (below) this element may come from any held Cross position.



Horizontal Bar

- Yamawaki (Element II.10) - must be stretched and pass through a vertical body position over the bar for no deductions. An excessive pike or a poor vertical position over the bar will be deducted and could also lead to recognition of a B value flight element.

Note:

- All past Newsletters from the previous cycle (#24, 25, & 26) are no longer valid for use.
- A final MAG Code of Points for the cycle will be available in August and reflect all of the information presented in this Newsletter, as well as an updated symbol system for judges.

Acknowledgement: A special thanks to Koichi Endo (JPN) for all illustrations.

With compliments,

Steve Butcher
MTC President

Arturs Mickevics
MTC Secretary